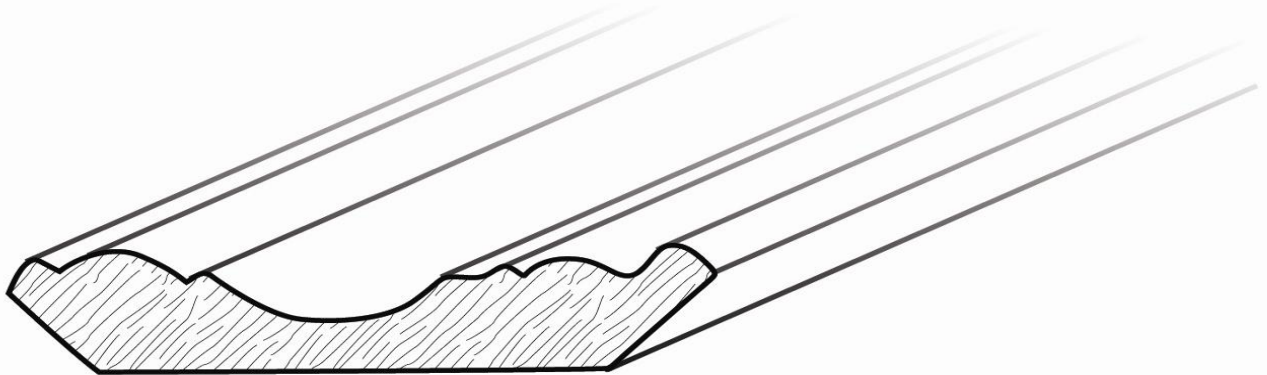




## **Architectural Wood Moulding Product Line**



- Crown — Chair Rail — Base — Casing — Brick Mold — Tread — Door Stop —
- Cove — Nosing — Half Round — Shoe — Quarter Round —
- Corner — Full Round Picture — S4S — Caps —
- Custom Made —

September 2010



Blue Ridge Moulding is a premier manufacturer of hardwood architectural mouldings for home interiors, builder's, contractors and do it yourselfers. Our mouldings offer clean, crisp profile lines and bigger patterns that convey the power of moulding in an elegant and upscale look.

The ability to transform the style of any room or an entire home is at your fingertips. Architectural trim can take you from the ordinary to the extraordinary.

Explore more possibilities, by combining several mouldings together, adding a dramatic effect. Don't limit your creativity, the possibilities are practically endless. Whether you are a homeowner doing a small do it yourself project, or a contractor working with historic renovations we have the moulding you need.

We offer various applications of moulding from basic casings, chair rails, baseboards, crowns and more. In addition to the profiles in this listing we can make **ANY PROFILE** to match your specific needs. If you have moulding you need and don't see the profile here, we can make a knife to cut the profile and manufacture a moulding to fit your specifications.

Moulding shown in this catalog, unless otherwise noted are manufactured using finger joint poplar, an excellent choice of wood for a high quality paint-grade finish. In addition to poplar we can run any profile of moulding in any species of wood. **No job is too small or too large.** Because we manufacture all of our architectural mouldings, we can provide you with superior quality moulding at discount prices.

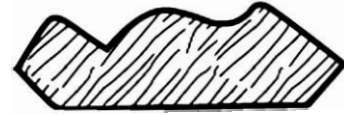
The mouldings in this catalog are items that we have in stock in poplar and ready for delivery. While we may not have every stock moulding in large quantities at all times, we are only a few days away from turning rough kiln dried lumber into beautiful mouldings. These items are priced to you at an "*in stock*" price.

# Architectural Mouldings

## Crown Mouldings



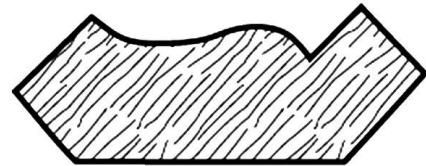
**11501** 1-1/2 x 3/4



**11701** 1-3/4 x 9/16



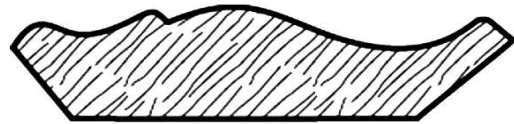
**11702** 1-3/4 X 5/8



**12109** 2-3/16 x 3/4



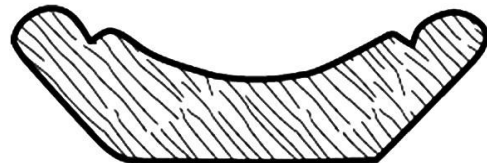
**12505** 2-1/2 X 9/16



**12506** 2-1/2 x 9/16



**12507** 2-1/2 X 11/16



**12508** 2-1/2 x 3/4



**12509** 2-1/2 X 3/4

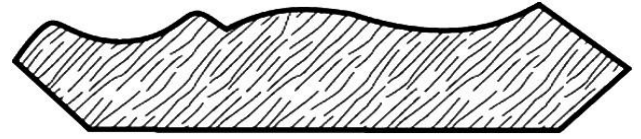


**12601** 2-5/8 x 5/8

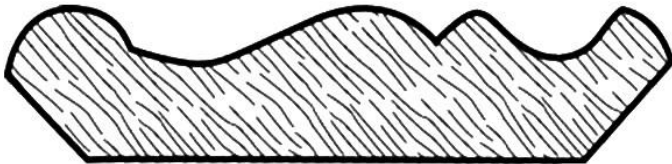
## Crown Moulding – con't



**13201** 3-1/4 x 13/16



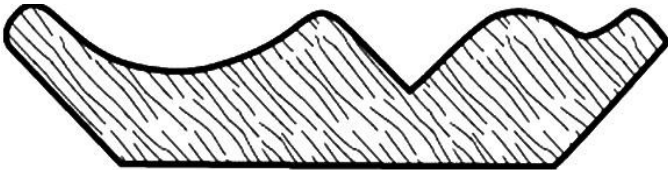
**13202** 3-1/4 x 11/16



**13506** 3-1/2 x 3/4



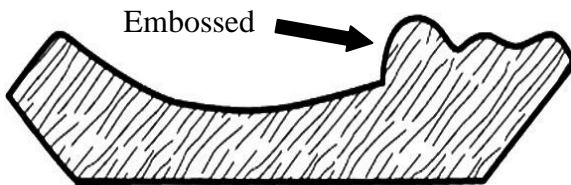
**13507** 3-1/2 x 3/4




**13508** 3-1/2 x 13/16



**13509** 3-1/2 x 13/16



**13510** 3-1/2 x



**13751** 3-3/4 x 3/4



**14251** 4-1/4 x 13/16

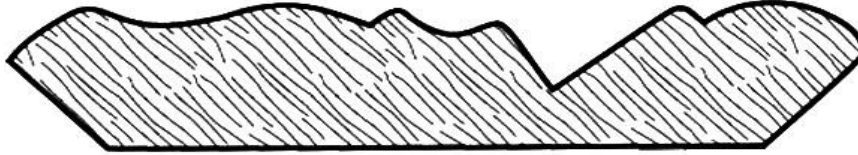


**14506** 4-1/2 x 3/4

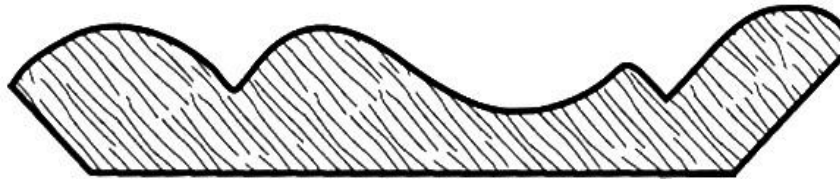
## Crown Moulding – con't



**14507** 4-1/2 x 3/4

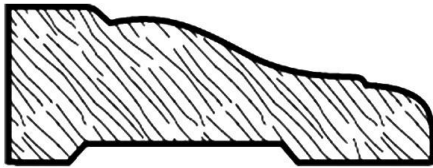


**14508** 4-1/2 x 13/16

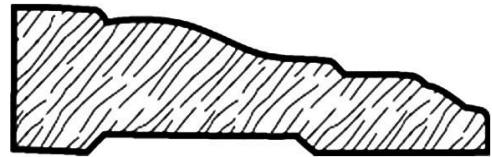


**14509** 4-1/2 x 13/16

## Base & Casing



**32201** 2-1/4 x 3/4



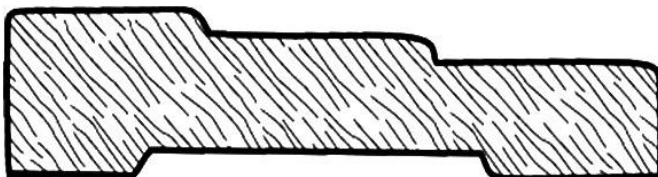
**32507** 2-1/2 x 11/16



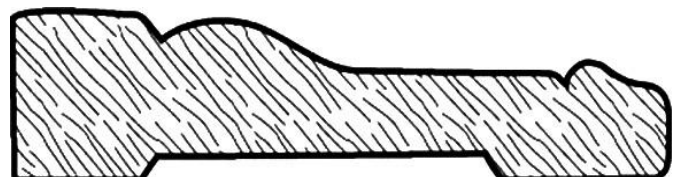
**32508** 2-1/2 x 11/16



**32509** 2-1/2 x 3/4



**33503** 3-1/2 x 13/16

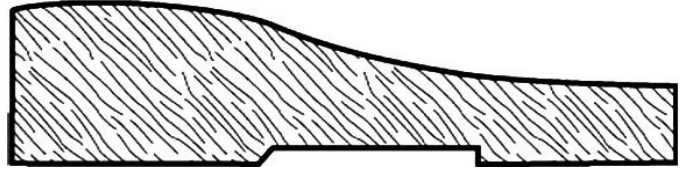


**33504** 3-1/2 x 13/16

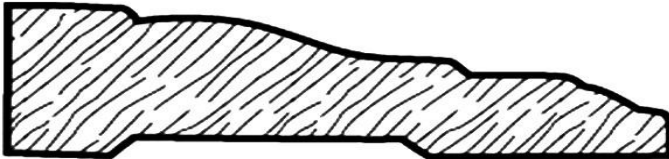
## Base & Casing- con't



**33505** 3-1/2 x 5/8



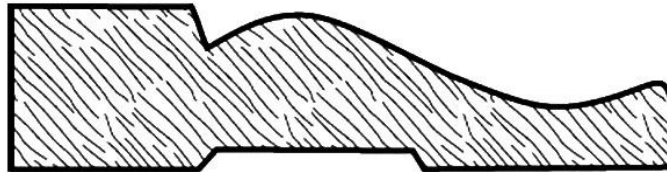
**33506** 3-1/2 x 13/16



**33507** 3-1/2 x 13/16



**33508** 3-1/2 x 3/4



**33509** 3-1/2 x 13/16



**34501** 4-1/2 x 13/16




**34502** 4-1/2 x 5/8




**36501** 6-1/2 x 13/16

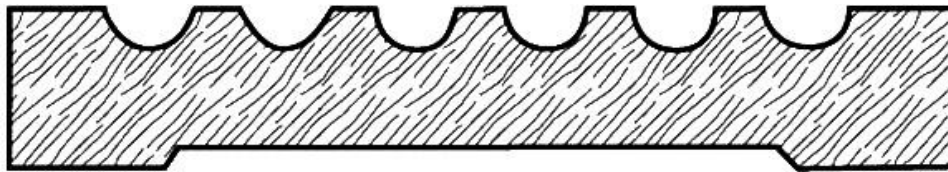
# Fluted Casing



**43508** 3-1/2 x 3/4

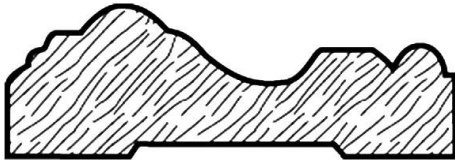


**43509** 3-1/2 x 3/4



**45001** 5" X 13/16"

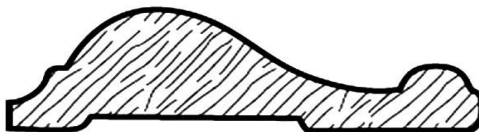
# Chair Rail



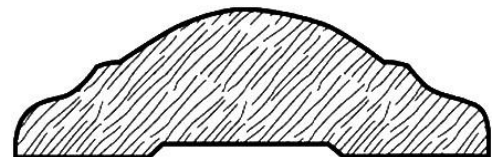
**22201** 2-3/8 x 13/16




**22507** 2-1/2 x 3/4



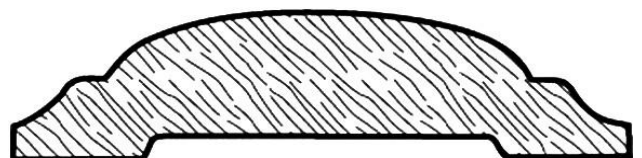
**22508** 2-1/2 x 3/4



**22509** 2-1/2 x 3/4



**23001** 3 x 13/16

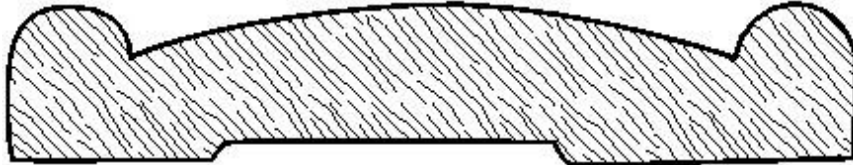


**23201** 3-1/4 x 13/16

## Chair Rail- con't



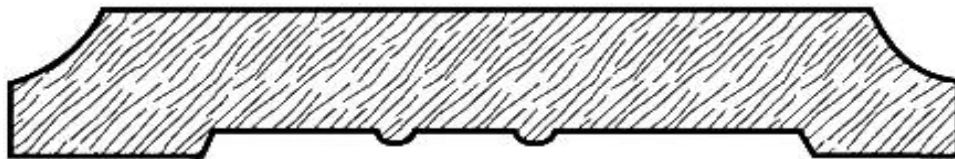
**24001** 4 x 13/16



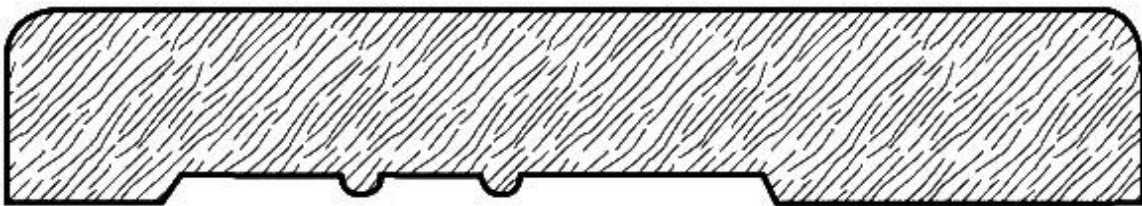
**24501** 4-1/2 x 13/16



**24502** 4-1/2 x 3/4

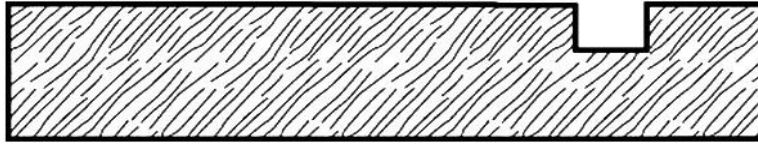


**25001** 5 x 13/16

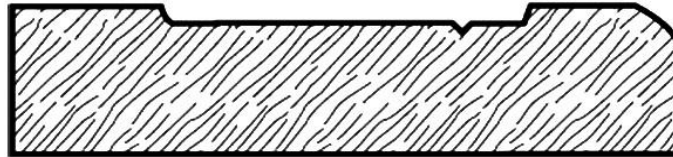


**26001** 6 x 1

## Base / Stacker



**54001** 4 x 3/4

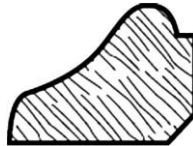


**54002** 3-1/2 x 13/16

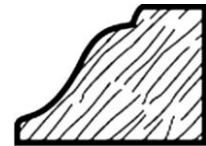
## Base Cap



**60701** 1 x 3/4

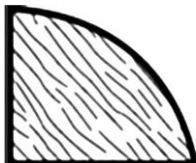


**60702** 1-1/16 x 3/4



**60703** 1 x 3/4

## Shoe




**70180** 1 x 13/16



**70501** 1/2 x 1/2



**70750** 3/4 x 3/4



**70702** 3/4 x 1/2

## Shoe Moulding – con't

Unfinished Poplar



**70701-0000**  
1/2 x 3/4

Natural



**70701-1000**  
1/2 x 3/4

Unfinished Ash



**70701-0010**  
1/2 x 3/4

Lt. Honey



**70701-0042**  
1/2 x 3/4

Gunstock



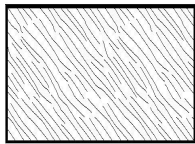
**70701-0044**  
1/2 x 3/4

Cherry

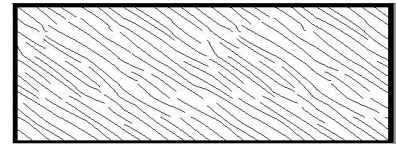


**70701-0050**  
1/2 x 3/4

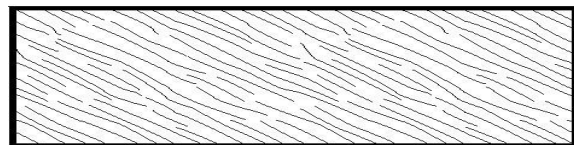
## S4S



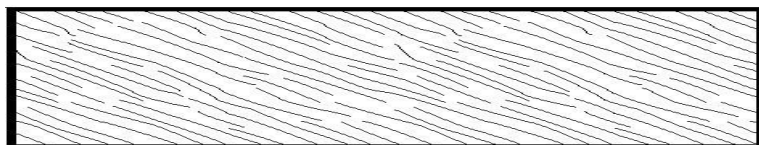
**S4S341** 3/4 X 1



**S4S342** 3/4 X 2



**S4S343** 3/4 X 3



**S4S344** 3/4 X 4